



GREEN HOME  
ISO 9001:2008



AN EXCEPTIONAL OFFERING FROM GREENHOME - **LIMITED EDITION PREMIUM PLOTS.**

HERE EACH SITE IS UNIQUE, IN THE MIDDLE OF 85 ACRES OF TRANQUIL SURROUNDING. WHERE NATURE AND MAN EXIST IN PERFECT HARMONY.

WHERE SUN, SKY AND EARTH BLEND SEAMLESSLY TO CREATE A TROPICAL LANDSCAPE. A LAND THAT EPI TOMIZES THE BAREFOOT SOPHISTICATION OF CASUAL ELEGANCE AND A LIFESTYLE OF LUXURY. THIS IS A REALM THAT IS AT ONCE INTIMATELY ROMANTIC AND PLEASANTLY NOSTALGIC. WHERE DREAMS OF A LIFETIME ARE FULFILLED. WELCOME ABOARD.



# A HOME YOU'D LONG TO RETURN TO



PLOT SIZE  
1500 SQFT

BUILT-UP AREA  
2040 SQFT




GROUND FLOOR



FIRST FLOOR

A PLACE WHERE YOU CAN DISCOVER - OR  
REDISCOVER - THE JOYS OF LIFE, VILLA  
GREEN COMPRISES WELL - THOUGHT OUT  
SPACES THAT ENSURE THAT FRESH AIR  
AND SUNLIGHT ARE CONSTANT VISITORS  
TO YOUR ABODE.



Your dream home has a lasting impression. Our QA team is working throughout the development process, making sure each aspect of the product is on track to deliver a high-quality customer experience.

### Specification class

- |  | 'A' | 'B' |
|--|-----|-----|
| 1. Basement height 3 ft. from existing road level.   | ✓   | ✓   |
| 2. Floor to floor height 10 ft.  | ✓   | ✓   |
| 3. All structural systems - foundation, reinforcement and excavation works are done as per structural drawings | ✓   | ✓   |
| 4. Plain cement concrete ratio - 1:4:8   | ✓   | ✓   |
| 5. Reinforced cement concrete ratio - 1:1.5:3 (50% sand 50% m sand)  | ✓   | ✓   |
| 6. Reinforcement steel arc tmt bar or equivalent reinforcement steel   | ✓   | ✓   |
| 7. Exterior walls – 8" thick solid block, internal walls – 4" thick solid block                                | ✓   | ✓   |

### Specification class

- |  | 'A'                           | 'B'                        |
|--|-------------------------------|----------------------------|
| 14. Each room will be provided with one upvc window, extra window will be provide on request with additional cost  | ✓                             | ✓                          |
| 15. Elevation cladding with granite, tiles or any other materials can be done on request with additional cost  | ✓                             | ✓                          |
| 16. Chrome plated fixtures - wash basin and western closet   | Kohler                        | Essco/Jaguar               |
| 17. Kitchen and washbasin counter top made with RCC slab and finished with granite   | ✓                             | ✓                          |
| 18. Door frames – all frames are made with ghana teak wood door shutter – maindoor made with ghana teak and all other bedroom doors are panel doors external and bath room door shutter - film coated water proof door | Maindoor made with ghana teak | Membrane finished maindoor |



IT'S LIKE  
WALKING UP TO  
A NEW HOME  
EVERY DAY



PLOT SIZE  
2400 SQFT

BUILT-UP AREA  
2993 SQFT



FIRST FLOOR



GROUND FLOOR

VILLAGREEN GIVES YOU ALL THE SPACE THAT YOU WOULD EVER WANT TO PAMPER YOURSELF. NO MATTER WHAT THE WEATHER IS LIKE IN THE CITY, THE OPEN SPACE AND AMPLE GREENERY WILL KEEP YOUR VILLA COOL THROUGH THE HOTTEST DAYS.



### Specification class

- 8. Cement - Ramco or Birla Shakthi
- 9. Internal and external wall plastering 20mm thick, ceiling plastering 12 mm thick (1:6 and 1:4)
- 10. Paint – Asian paints - internal wall - 2 coats putty, one coat premier, 2 coats tractor emulsion, ceiling - 1 coat white cement, 2 coats tractor emulsion. external - 1 coat white cement, 2 coats ace paint
- 11. Window type – upvc casement windows with 5 mm glass
- 12. Staircase and balcony handrail – 3 ft. height stainless steel/mild steel baluster and handrail as per architect's design and detail
- 13. Balcony handrail : 10 mm thick toughened glass balcony handrail (only for houses more than 2000 sft and on road side only)

'A'

'B'



Stainless steel

Mild steel



Cost shall be extra

### Specification class

'A'

'B'

- 19. Terrace protected with 2 coats of waterproofing chemicals and filled with brick batt coba, finished with terracotta tiles
- 20. Water tank 1000 liters stainless steel tank
- 21. Flooring - 2 ft. x 2 ft. vitrified tiles, toilet wall and floor ceramic tiles
- 22. Staircase steps
- 23. All plumbing pipes and CP fittings are from reputed brands
- 24. EB meter and external cable will be provided by customer
- 25. Power cable supply and laying charges
- 26. Water Connection



Sintex or Supprime tank



Granite

Tiles

Astral


























Finolex



Cost shall be extra  
Cost shall be extra



# AMENITIES :

- |  |  |
|--|--|
|  CLINIC & MEDICAL STORE               |  14000 SQFT CLUBHOUSE             |
|  MASTER PLAN WITH 60% GREENERY         |  CHILDREN PLAY AREA               |
|  SEWAGE TREATMENT PLANT               |  GUEST ROOMS                      |
|  6-ACRE PARK WITH WATER-BODY IN CENTRE |  4 CRICKET PITCHES                |
|  COVERED STORM WATER DRAIN            |  COFFEE SHOP                      |
|  SHUTTLE SERVICE                       |  WELLNESS SPA                     |
|  DRINKING WATER LINE TO EACH UNIT     |  SWIMMING WITH WADING POOL        |
|  MULTIPLE BANK ATMS                    |  SPORTS ROOM                      |
|  8 METER STREET LIGHTS                |  GYM AND HEALTH CLUB              |
|  HIGHWAY STANDARD BLACK TOP ROAD       |  BASKETBALL, TENNIS AND BADMINTON |
|  PAVER BLOCKS PATHWAYS                |  BANQUET HALL                     |
|  UNDERGROUND DRAINAGE & SEWAGE         |  SNOOKER/POOL                     |
|  6 GENERAL PARKS                      |  WIFI ENABLED LAYOUT              |
|  CONCEALED ELECTRICITY & TRANSFORMERS |  SHOPPING COMPLEX & SUPER MARKET |
|  24 x 7 IP ENABLED SECURITY          |  CAROM & CHESS                   |

## HOW TO REACH THERE



**Green Home Farm & Resorts Pvt. Ltd.**  
 # 35A, North Usman Road,  
 T. Nagar, Chennai - 600017  
 Phone : 044 999 555  
 chennai@greenhomegroup.com  
 greenhomegroup.com

